


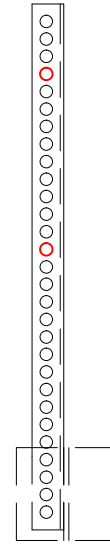
34.4315 LOWER NONIUS HANGER-front



34.4315 LOWER NONIUS HANGER-side



34.4520 C-GRID NONIUS HANGER-front



34.4520 C-GRID NONIUS HANGER-side



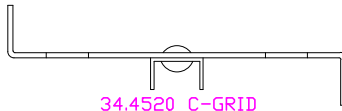
ACC THREADED M6-side




ACC NUT M6-side




ACC NUT M6-top



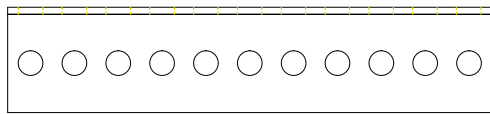
34.4520 C-GRID NONIUS HANGER-top




33.5402 HOLD-DOWN CLIP FOR L EDGE PROFILE-side



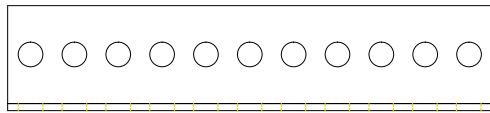
33.5403 HOLD-DOWN CLIP FOR W EDGE PROFILE-side



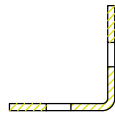
34.4525 C-GRID PRIMARY ANGLE-top




33.2428 EDGE PROFILE 0.8 AL-L 45x18.5-sec



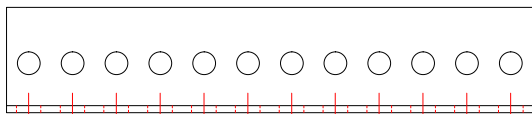
34.4525 C-GRID PRIMARY ANGLE-front



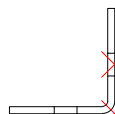
34.4525 C-GRID PRIMARY ANGLE-sec



33.2424 EDGE PROFILE 0.8 AL-W 45x21x21x18.5-sec



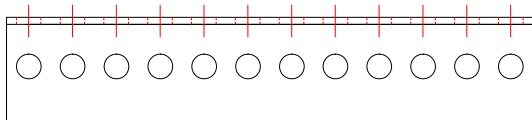
34.4530 C-GRID PRIMARY ANGLE SPLICE-front



34.4530 C-GRID PRIMARY ANGLE SPLICE-side



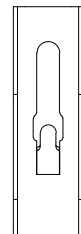
34.4180 LUXALON EDGE COVER FIX PIECE - top



34.4530 C-GRID PRIMARY ANGLE SPLICE-top



34.4180 LUXALON EDGE COVER FIX PIECE - side



34.4180 LUXALON EDGE COVER FIX PIECE - front

# HunterDouglas

HUNTER DOUGLAS EUROPE B.V.

Architectural Projects

Window Coverings

Ceilings

Sun Control

Façades

Drwg.No.

C-i-WP-300C-CG-2D-02

Date:

01-04-2014

Scale:

1:2


Size:

A4

Rev:

1.0

Subject: Interior 300C C-Grid System General 2D-Accessories



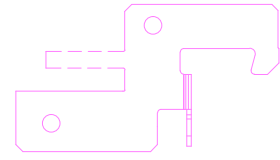
34.1660 300C C-GRID  
AL PANEL-sec



34.4501 C-GRID PROFILE-sec



34.1660 300C C-GRID  
AL PANEL-side



34.4540 300C C-GRID  
FIXING CLIP-side



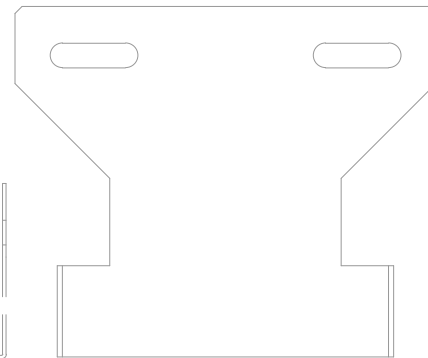
34.4505 C-GRID  
PROFILE SPLICE-front

34.4505 C-GRID  
PROFILE SPLICE-side

34.4535 C-GRID  
CROSS CONNECTOR-side



34.1540 300C GENERAL AL  
PANEL-side



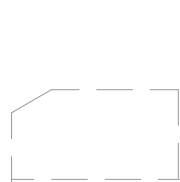
34.4515 C-GRID  
SUSPENSION SHOE-front



34.4515 C-GRID  
SUSPENSION SHOE-SIDE



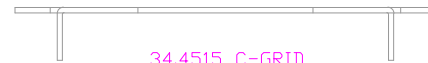
34.4510 C-GRID  
WALL BRACKET-front



34.4510 C-GRID  
WALL BRACKET-SIDE



34.4510 C-GRID  
WALL BRACKET-top



34.4515 C-GRID  
SUSPENSION SHOE-top

# HunterDouglas

HUNTER DOUGLAS EUROPE B.V.

Architectural Projects

Window Coverings

Ceilings

Sun Control

Façades

Drwg.No.

C-i-WP-300C-CG-2D-01

Date:

01-04-2014

Scale:

1:2

Size:

A4

Rev:

1.0

Subject: Interior 300C C-Grid System General 2D-Elements